

OS/5.8/C User Guide

www.one-lux.com



Technical Specifications

Input Supply Voltage	230Vac +/- 10% 50Hz
Standby/ Operating Power	1.2W/ 1.7W
Maximum switching current	0.5A
Detection Area (Typical)	4 - 6m Radius at 2.5m Ceiling Height)
Operating Temperature	0° to 50°C
Detector Operating Frequency	5.8GHz
Casambi Operating Frequency	2.4GHz
Sensitivity Settings	100, 75, 50, 25, 10%
On-time Settings	Casambi App Configured
Daylight sensor range	0-1000lux - Casambi App Configured
IP Rating	IP20
Weight	50g



Product description

OS/5.8/C is a UK designed and built microwave presence detector with built-in Casambi wireless node capable of remote intelligent ON/OFF switching control via the Casambi ecosystem.

Their Radar Doppler technology operates at 5.8Ghz and achieves a detection range of 6m in typical office environments.

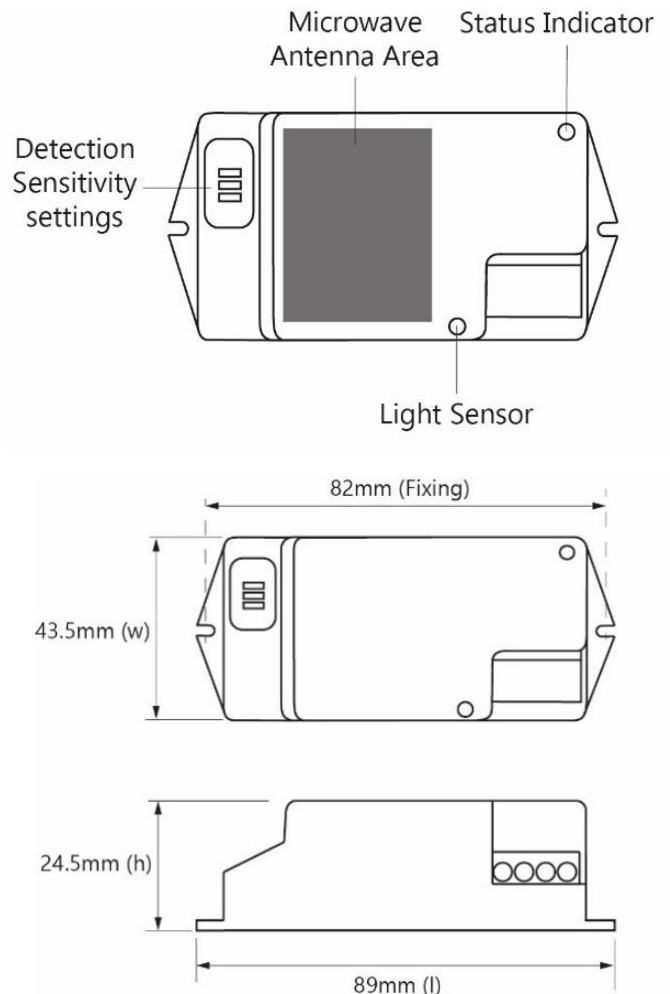
Presence detection status and ambient light sensor output can be configured from within the Casambi App to control other Casambi-enabled equipment without need for complex wiring.

The compact, low-profile enclosure is ideal for fixing within a luminaire, so provides simple, reliable cost-effective means of instantly reducing lighting energy bills.

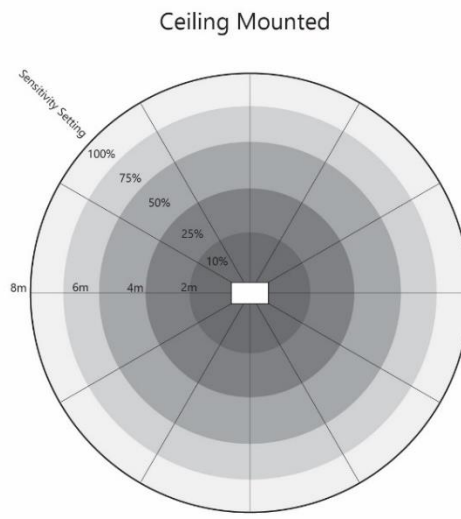
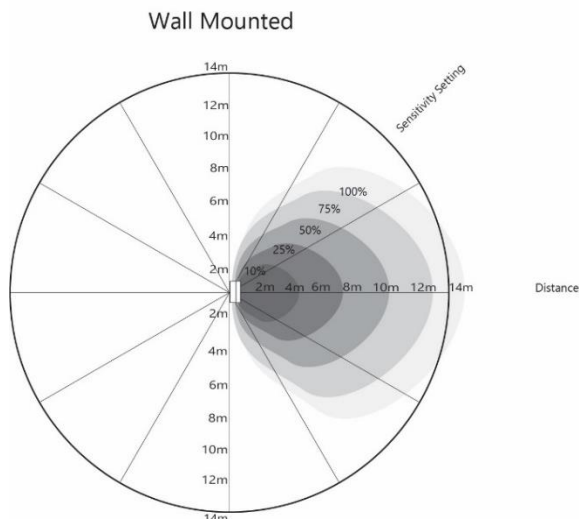
Properties

- Detects movement and presence through glass and plastic diffusers.
- Daylight sensor configurable within the Casambi App.
- User-configurable DIP Switch settings for Sensitivity.
- Casambi controlled built-in relay for local switched live out.
- Ultra-low microwave power, around 1/10th of that emitted by mobile phones.
- For mounting heights of 2m to 6m in internal applications*.
- Compatible for multi-sensor operation of a single luminaire.
- Push-wire terminals for solid conductors up to 1.5mm²
- Common neutral provided for easy input/output wiring.
- Complies with ETSI EN300 440, EN60669-1 & EN60669 Part 2_1.

* Microwave sensors may not be suitable for certain outdoor applications



Typical Microwave Detection Pattern and Settings



SENSITIVITY			
1	2	3	SETTING
●	●	●	100%
○	●	●	75%
●	○	●	50%
●	●	○	25%
○	○	○	10%

Movement Sensor

The OS/5.8/C is designed for installation at a height of 1-6m with a suggested mounting height of 1-1.8m (wall mounting) and 2.5-6m (ceiling mounting). The sensitivity of detection can be reduced from 100% down to 10% with the user selectable DIP switches. Typical detection patterns are illustrated above, but please note many factors can affect the level of detection, such as speed of walking, amount of arm movement etc. Microwaves cannot pass through metal or brick walls thicker than 20cm. They will pass through thinner walls but there will be some attenuation.

Installation inside a glass or plastic housing will result in a reduction of sensitivity. Expect a reduction of approximately 20% for every 3mm of thickness.

Light Sensor

An internal light sensor is located near the supply terminal block and can transmit information to the Casambi App where the level can be calibrated for use in the lighting scheme as required.

The sensor should be positioned so facing the ambient light to be measured.

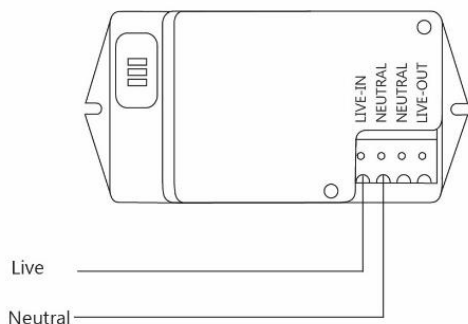
Status Indicator

An LED status indicator illuminates red for power on/ detecting and green when movement is detected.

Installation & Wiring

Fix the sensor to a solid surface within the luminaire (or suitable protective enclosure) and with the microwave antenna (Printed surface of the lid) pointing towards the area requiring presence detection. The sensor should be wired according to the diagrams below. Please visit www.casambi.com for latest information and configuration details within the Casambi app.

Stand-alone



With Typical LED Driver

